



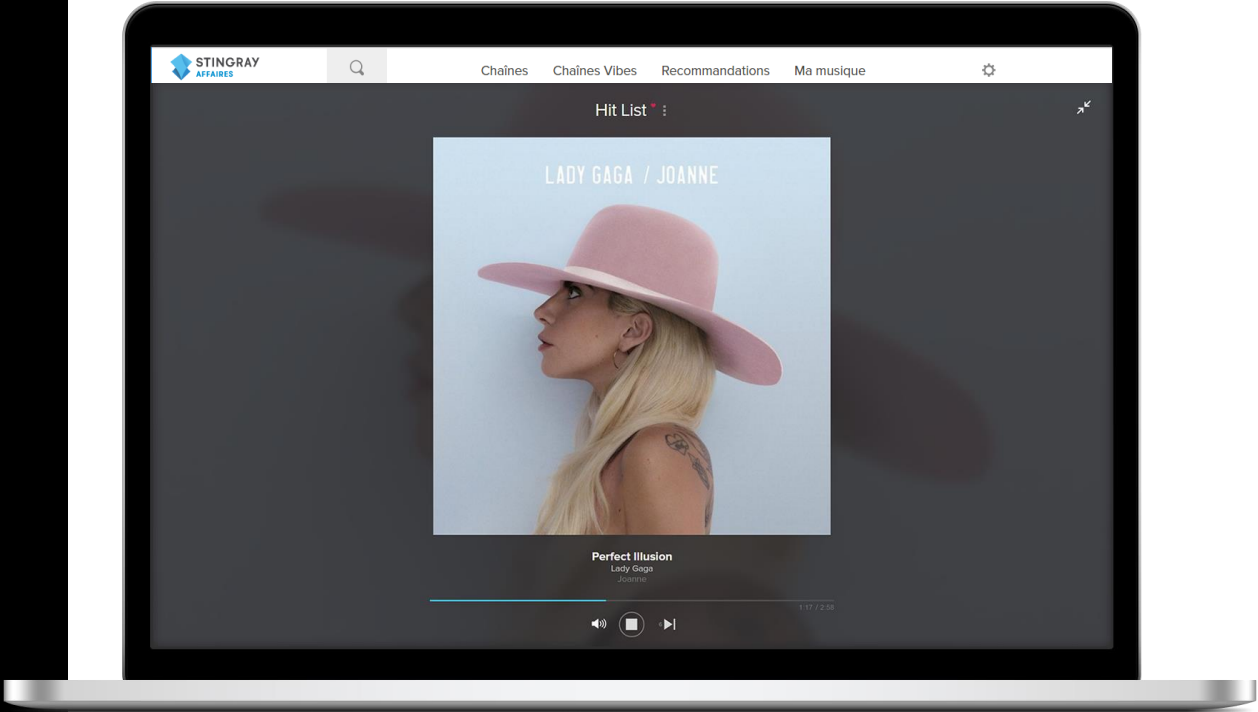
STINGRAY BUSINESS

Background Music for Business

WEB PLAYER USER GUIDE

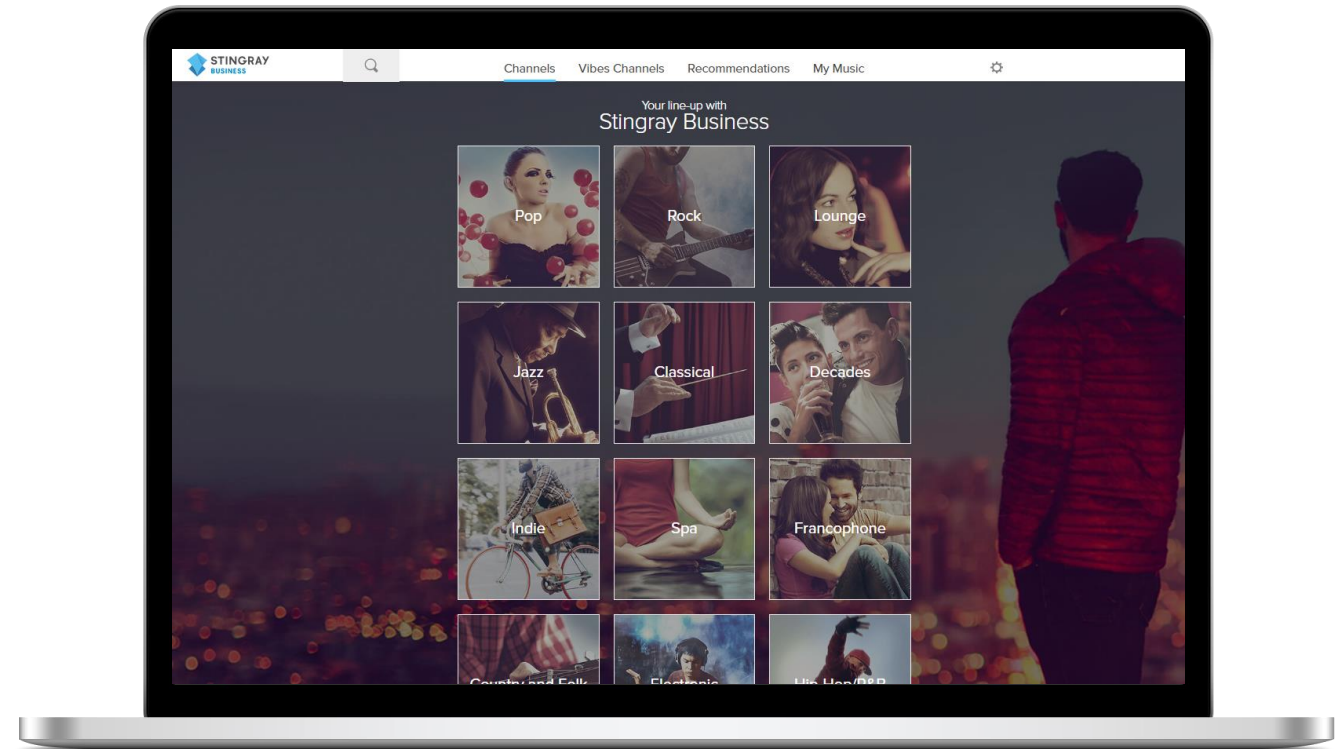
TABLE OF CONTENTS

The Stingray Business web player	3
Getting Started	4
▪ Accessing the web player	
Finding Music	5
▪ Vibes Channels	
▪ Recommendations	
▪ My Music	
▪ Search	
Playing Music	13
▪ Player controls	
▪ Other features	
Account & Settings	15
Icons	16
FAQ	17
▪ Technological Requirements	
▪ Required AV accessories	
▪ Key Features	
▪ Compatible platforms	
▪ Quick Facts	
Contact us	22



WEB PLAYER

Enjoy the best
online music
streaming experience!

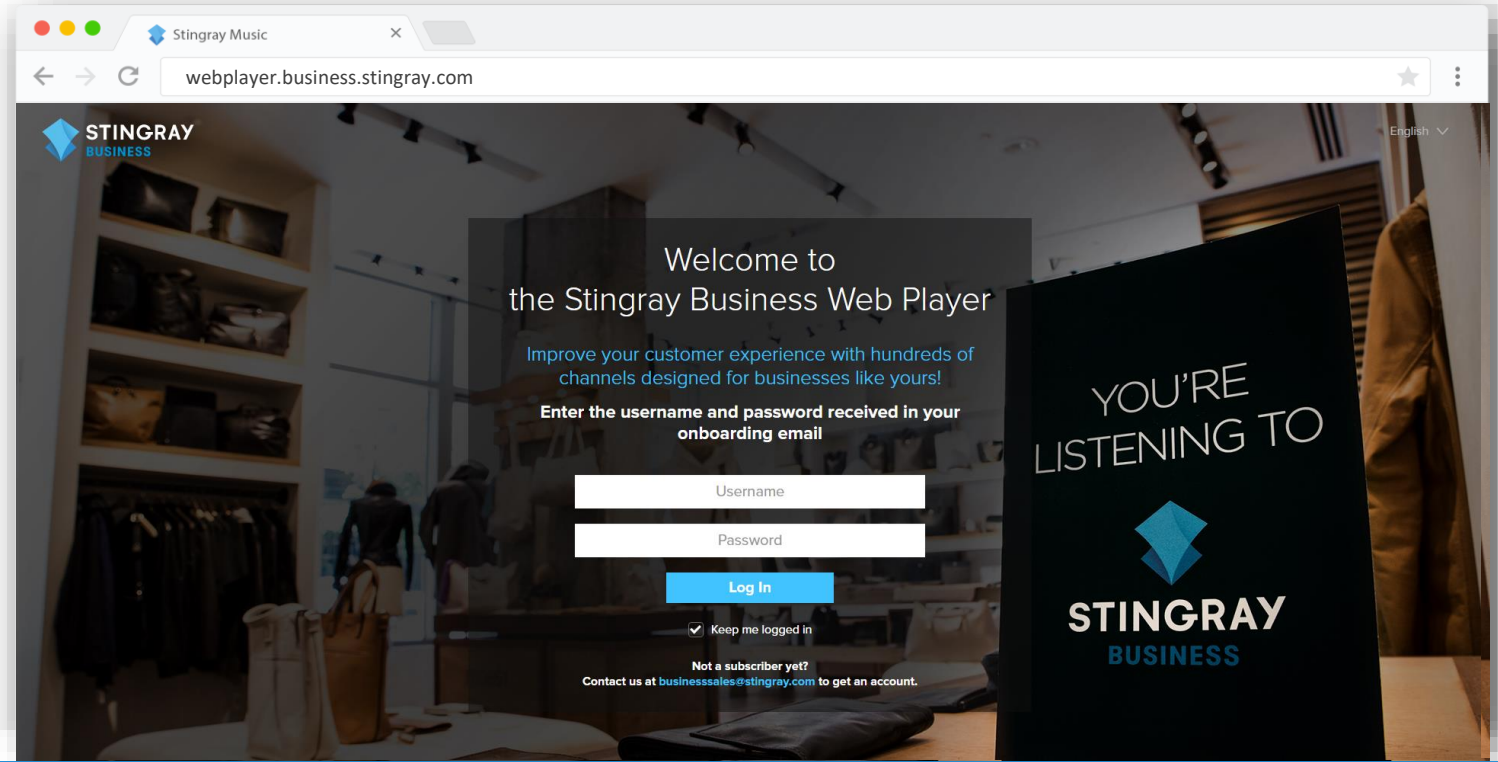


The Stingray Music web player is an all new streaming solution developed specifically for businesses.

This budget-conscious service plays music straight from your computer and gives you access to hundreds of rights included channels* that have been screened for inappropriate content and lyrics. Our easiest solution to date!

GETTING STARTED

Accessing the web
player



YOU WILL RECEIVE YOUR USERNAME AND PASSWORD 24 TO 48 HOURS AFTER YOUR CONTRACT IS SIGNED

1. From your computer, visit the website **webplayer.business.stingray.com**
2. Enter your username and password and click on "log in". Your username should follow this rule : stingray-email@domainname.com
3. You will instantly be connected to the web player – start listening to great music!

Compatible browsers

Use a recent browser (Google Chrome, Mozilla Firefox, Safari or any other of the same type)

FINDING MUSIC

Menu Overview

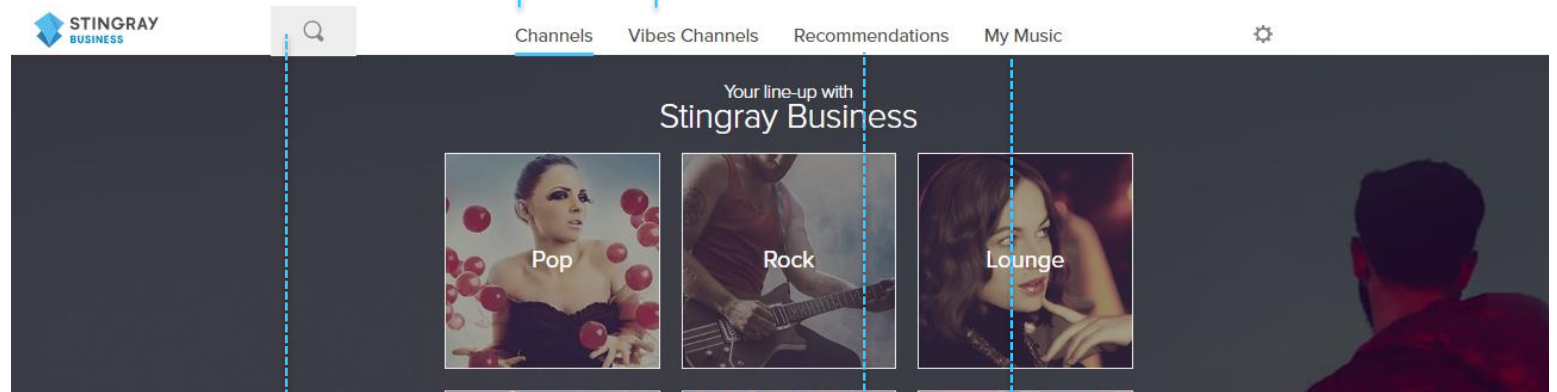


CHANNELS

Browse an online catalog containing over 100 channels designed for businesses and screened of inappropriate content and lyrics.

VIBES CHANNELS

Explore thousands of channels in over 100 genres by combining up to three (3) filters in Activity, Mood, Theme, Genre and Era categories.*



SEARCH

Search by channels or artist name, or by activity, mood, theme, genre and era filters.

RECOMMENDATIONS

Browse the most popular channels. Discover hot new releases.

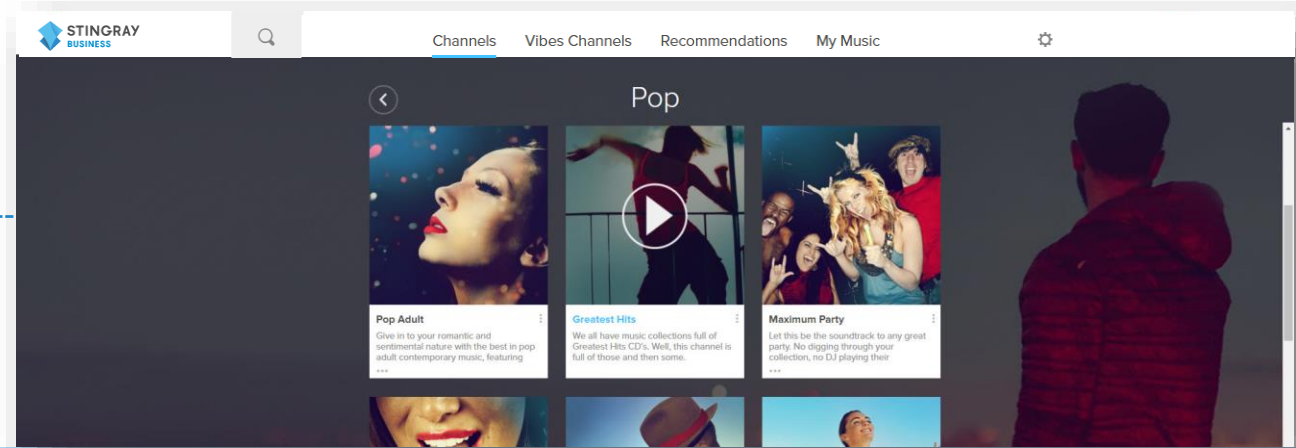
MY MUSIC

Find the music channels you've added as favourites as well as your listening history.

* May contain explicit content

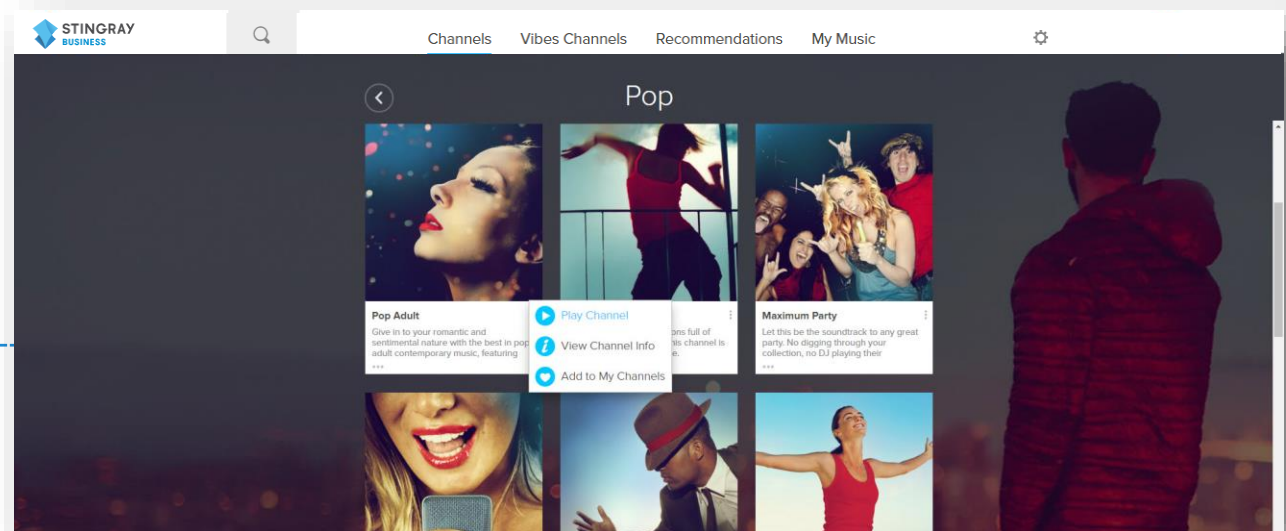
FINDING MUSIC

Browsing and
playing channels



BROWSE AND PLAY CHANNELS

Browse channels and select a genre, or browse Vibes Channels and Recommendations. Mouse-over to click and play a channel.

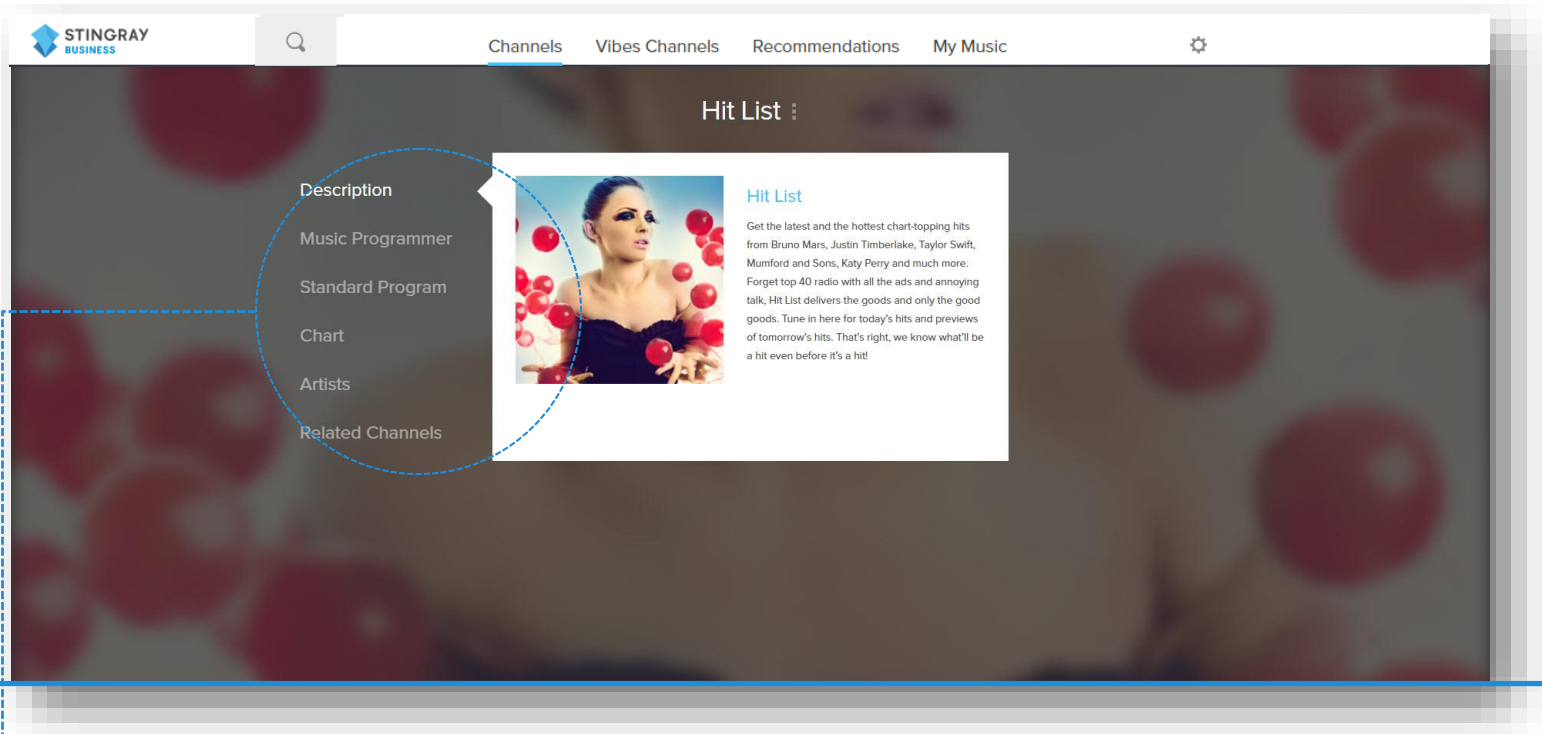


ACCESS EXTRA OPTIONS

Click the Menu icon to access extra options

FINDING MUSIC

Access channel
Information



ACCESSING CHANNEL INFORMATION

Click any channel's Menu icon to access additional information:

- **Description:** short description of the channel.
- **Music Programmer:** music programmer bio.
- **Standard Program:** list of tracks played on the channel's standard program over the last 24 hours.
- **Chart:** channel's most popular tracks.
- **Artists:** list of the channel's featured artists.
- **Related channels:** list of related channels you may also like.

FINDING MUSIC

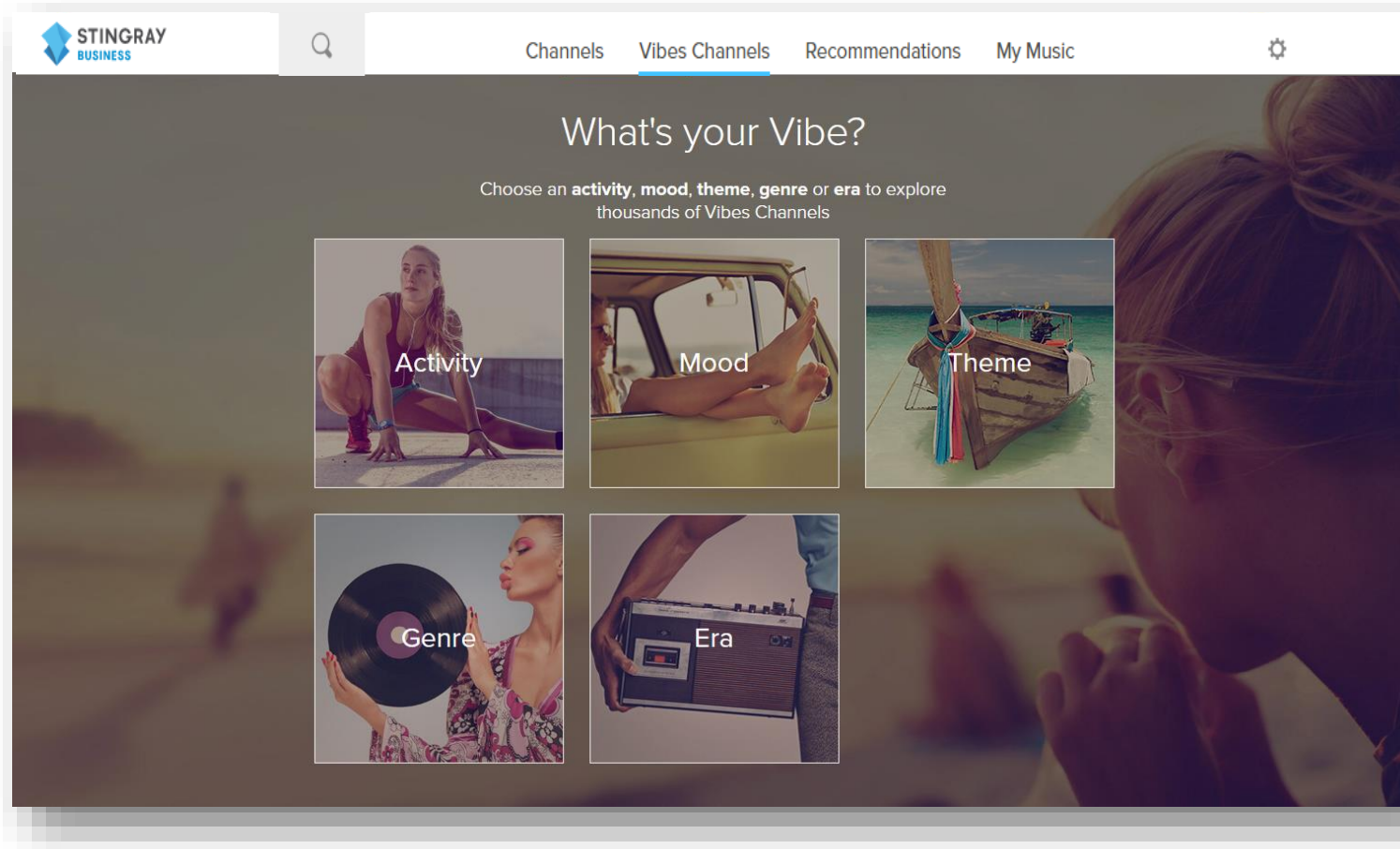
Vibes Channels



DISCOVER THE PERFECT MUSIC FOR EVERY ACTIVITY, MOOD, AND OCCASION

Combine up to three (3) filters in activity, mood, theme, genre or era categories for a listening experience that's uniquely yours.

Disclaimer: These channels are shorter than the Stingray Business channels and may contain explicit content and lyrics.



FINDING MUSIC

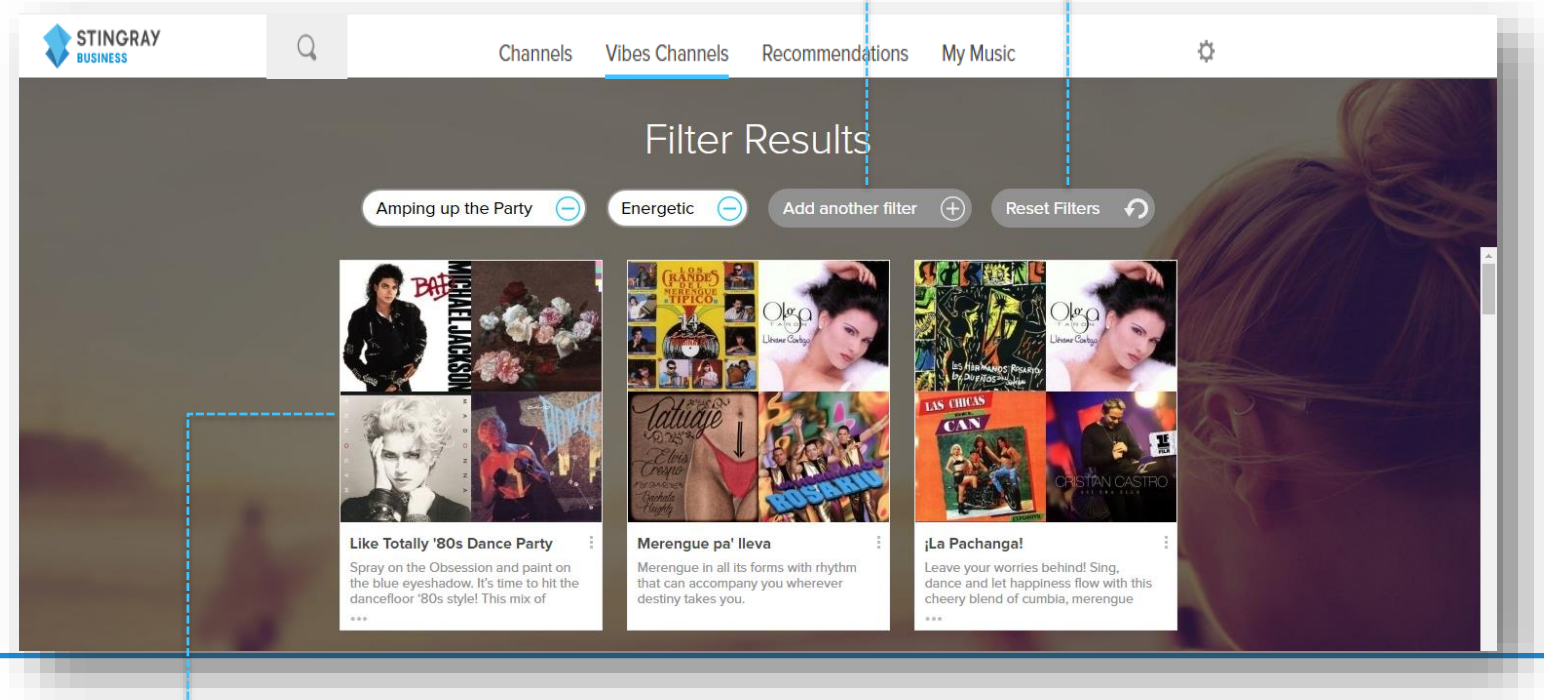
Vibes channels :
Add & Combine Filters

COMBINE FILTERS

Combine up to three (3) filters

RESET FILTERS

At any moment, you can remove or add a filter to refine your search.

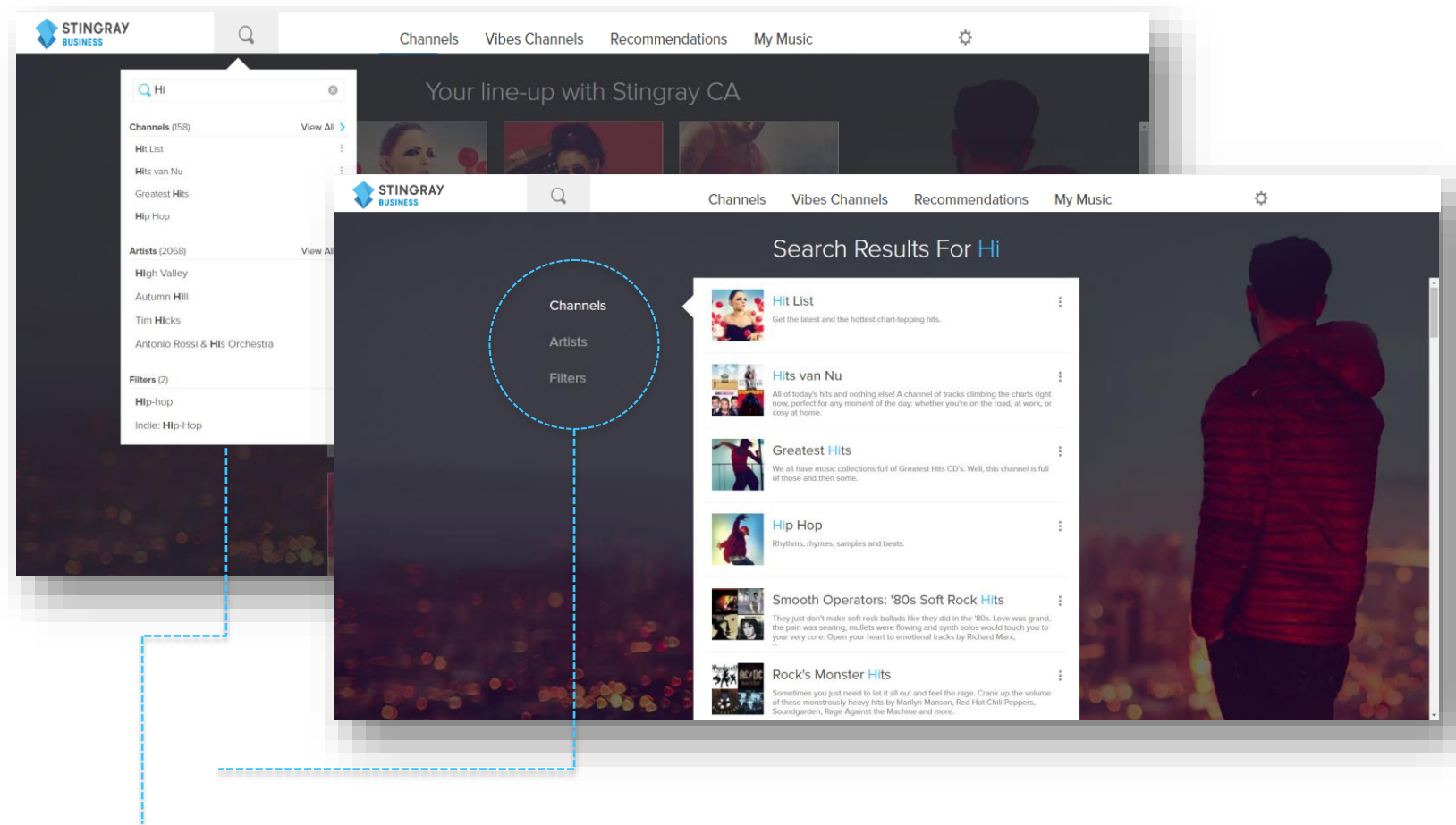


FILTER RESULTS

Choose from a selection of corresponding channels.

FINDING MUSIC

Using the
search tool



CHANNELS

Results among the
Stingray Business channel
lineup.

VIBES CHANNELS

Results among Vibes Channels.

ARTISTS

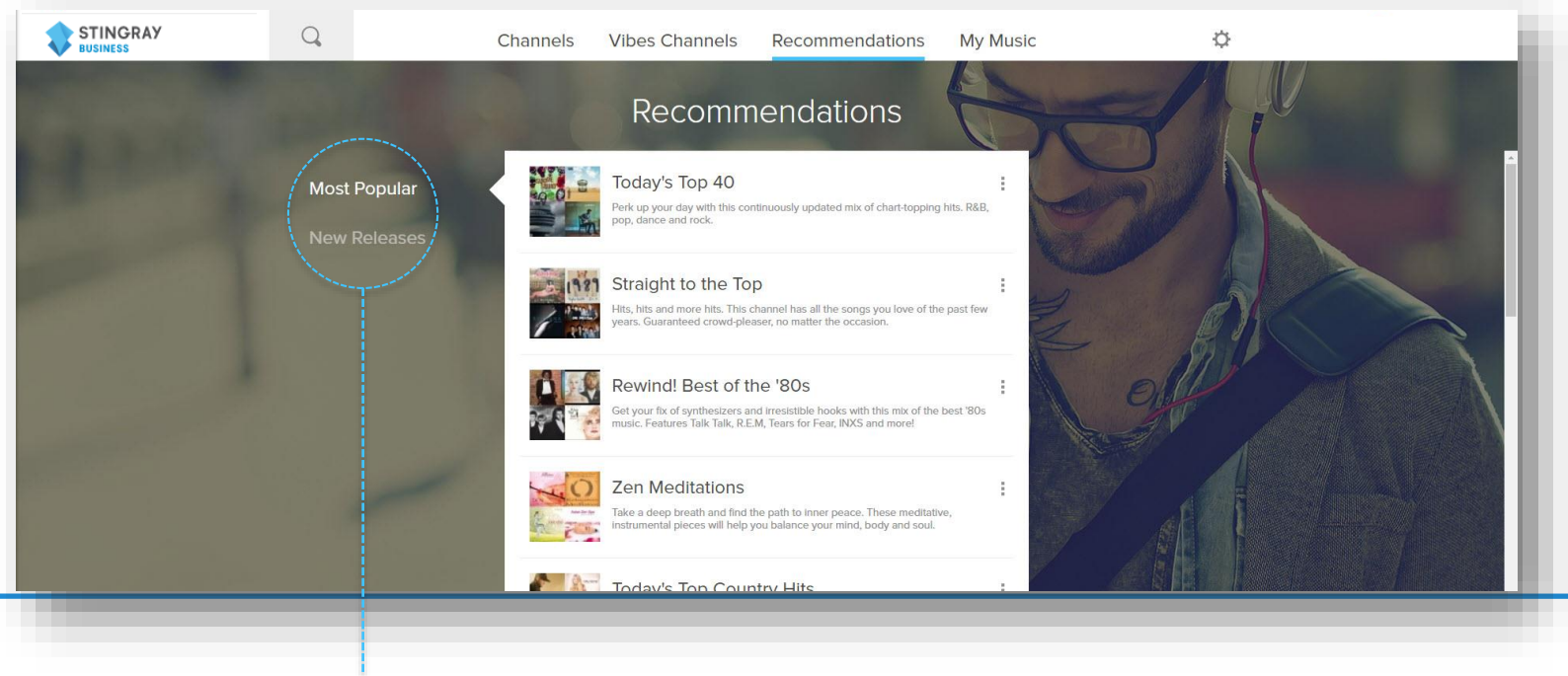
Results from artists featured on
Stingray Business channels.

FILTERS

Results from all filters used
to find Vibes* Channels.

FINDING MUSIC

Recommendations :
Another great way to
discover new music!



MOST POPULAR

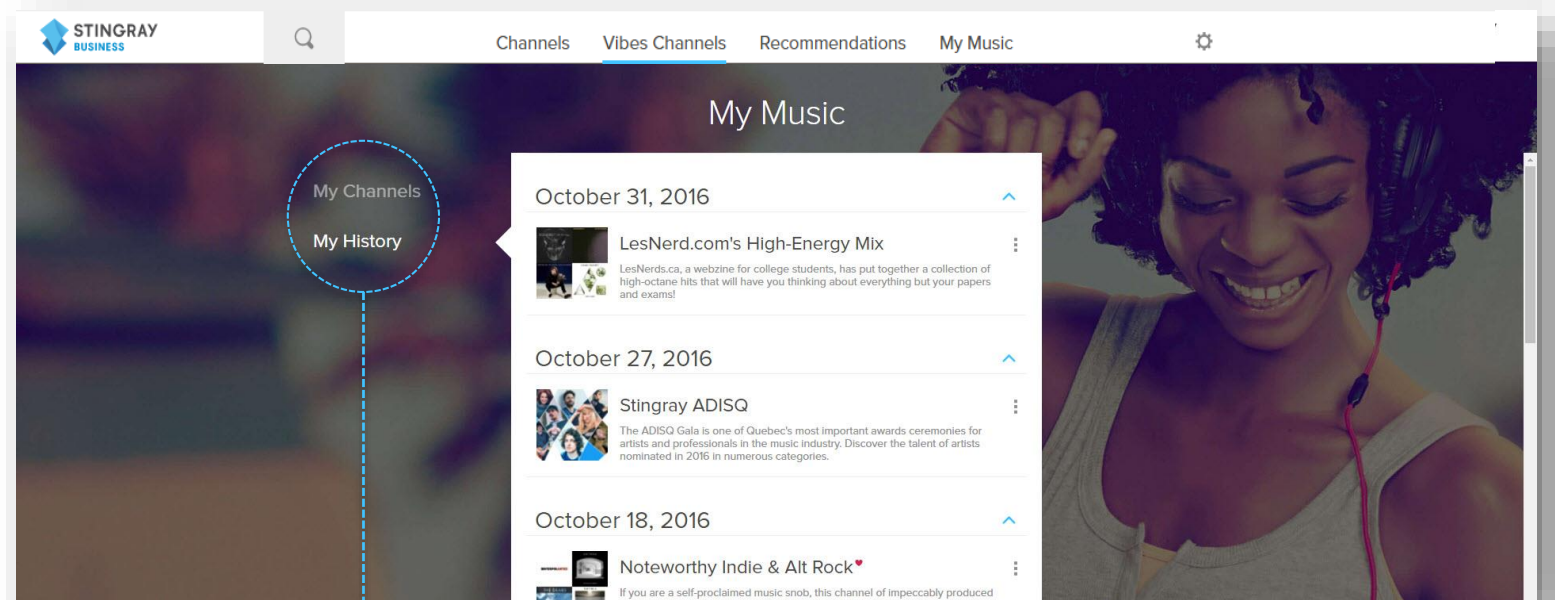
Browse the channels most popular with Stingray Business listeners.

NEW RELEASES

Discover our new channel releases.

FINDING MUSIC

My Music :
An easy way to find
your favourite music.



MY CHANNELS

Browse the channels you added to your favourites.

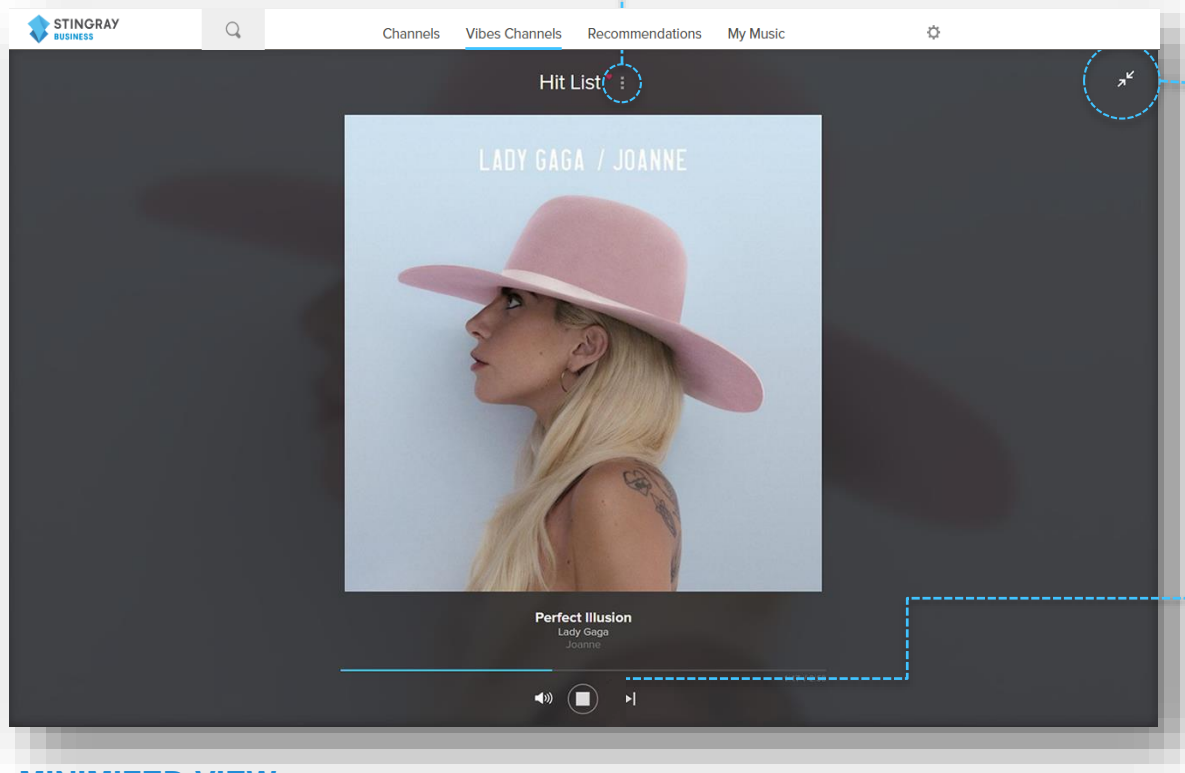
MY HISTORY

Browse the channels you have previously listened to, play them, and add them to your favourites.

PLAYING MUSIC

Player controls
and other features

FULL SCREEN VIEW



MENU

Access extra channel options.

REDUCE

Reduce player size to minimized view (see example below).

CONTROLS

Access player controls and other features.

MINIMIZED VIEW

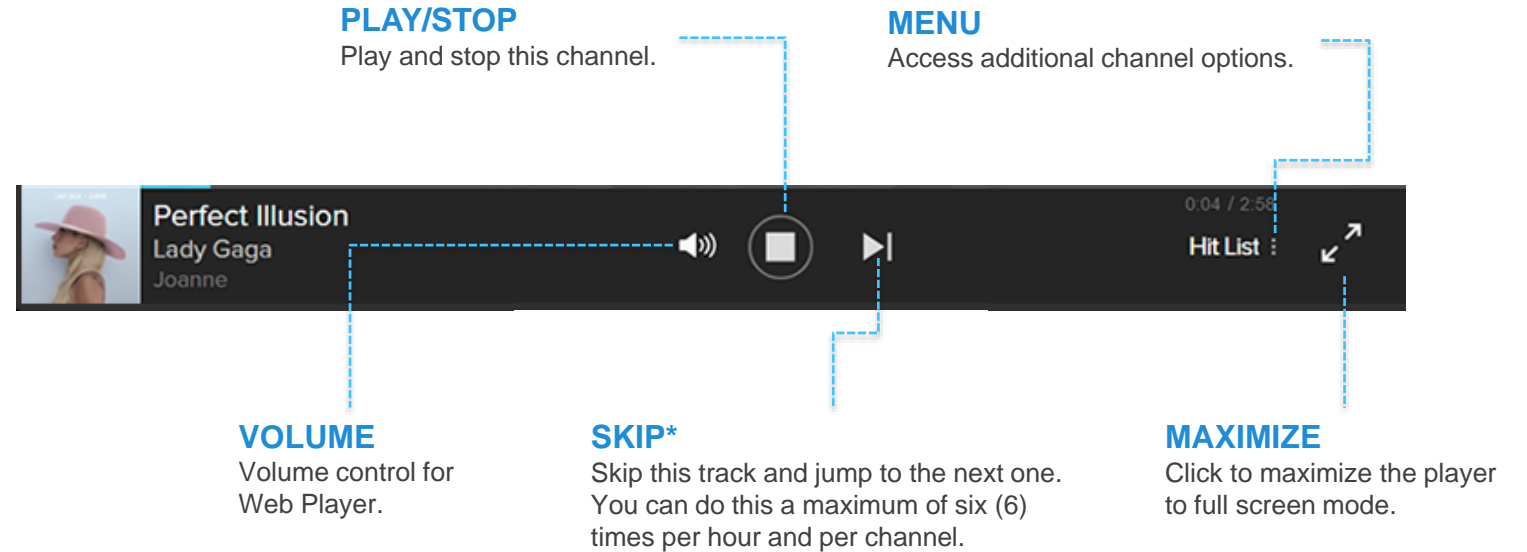


MAXIMIZE

Maximize the player to full screen.

PLAYING MUSIC

Player controls
and other features

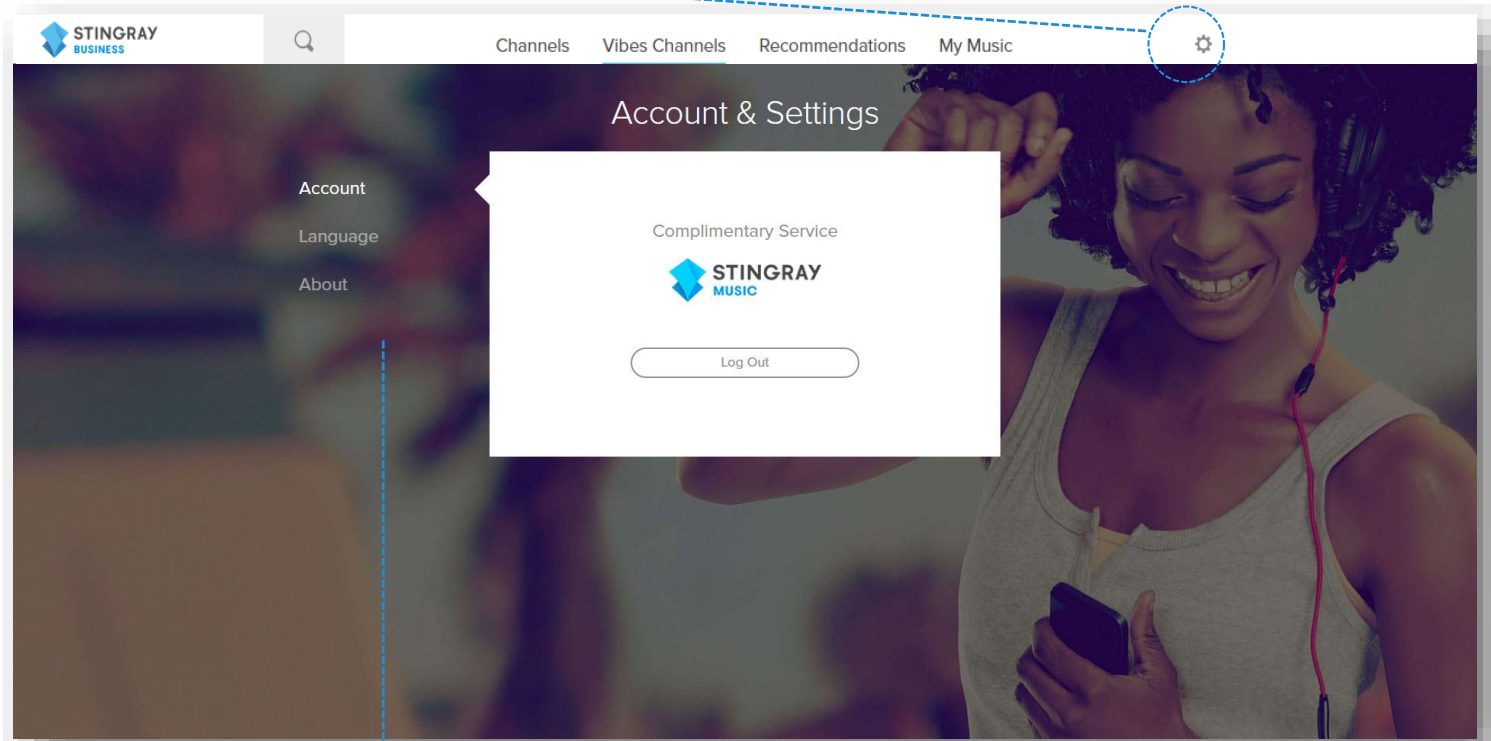


ACCOUNTS & SETTINGS

Access and change
your account settings.



ACCESS YOUR SETTINGS



ACCOUNT

Find the email associated to your account. This is also where you click to logout from your account.





























LANGUAGE

Set your language preference for the web player.

ABOUT

Find more information on the web player version and click here to contact us.

CONTROLS

	Settings		Expand filter
	Search		Collapse filter
	Menu		Add a Filter
	Play		Remove a Filter
	Stop		Filter
	Share on Facebook		Like / Liked
	Go back		Block / Blocked
	Details, expand, drill-down		Skip a track
	Display cover view		Channel Tuner
	Hide cover view		Sleep Timer
	Channel		ON. Tap to enable.
	Artist		OFF. Tap to disable.
	Track		Custom channel with Custom Program ON
	Select a profile		Custom channel with Custom Program OFF

FAQ

Technological Requirements and Systems

- Internet connection (Wi-Fi or Ethernet)
- Supported browsers are the last versions of Chrome, Firefox, IE, Safari et Edge (Edge HTML V. 14 min); non supported versions will still allow you to access the login page but an error message will likely pop up.
- Supported OS: Mac 10.11, 10.12 et Windows 7, 8 et 10. Previous versions will work but we cannot guarantee that layout or basic functions will behave the way they were designed to.
- Minimal resolution: 1280 x 800
- Computer or Laptop
- Audio system
- Cables to hook up computer to audio system (more info on page 18)

FAQ

Required
accessories to
connect your
device to a sound
system



For most PC or Macs:

- A 1/8" (3.5 mm) male stereo cable with 2x RCA outputs. Very easy to find online or in stores. (See Digiflex example below, available from us) OR
- A stereo cable two with 1/8" outputs.

* A USB compatible digital to analog (D/A) converter (*such as the Audioquest Black or Red, available from us*) is also suggested to improve sound quality (and line out output level), but is not a requirement.

For the new Mac Pro with a USB-C port only (without analog output or USB ports), you will need :

- An adaptor from USB-C to USB (brands Apple, Audioquest or other)
- A D/A converter with a USB port (like Audioquest Dragonfly Black/Red, <http://www.audioquest.com/dragonfly-series/>).

For wireless* (Bluetooth) playback from a PC/Mac/phones/tablet to a sound system :

- A Bluetooth audio receiver is required to adapt the sound system to Bluetooth. (We recommend the StarTech BT2A or the Audioengine B1, both high quality products with RCA or 1/8 stereo outputs)
- Stereo RCA to RCA cable or to 1/8" (3.5mm) stereo to RCA cables (depending on the output type of the Bluetooth receiver).

For wireless* (Bluetooth) playback from a PC or Mac to a Bluetooth speaker:

- No accessories is required, just make sure the playback device stays within 10' of the speaker

* We prefer to stay away from wireless solutions when possible due to the general lack of stability (*signal cuts are common and Bluetooth drains the battery of the playback device*)

FAQ

Key Features

- Quick and easy access via any internet-connected computer and any existing audio system.
- Unlimited listening hours
- A wide variety of channels
 - **Business Channels :**
 - Over 100 channels designed for businesses and screened of inappropriate content. Each channel contains more than 500 songs or more to prevent listening fatigue.
 - **Vibes :**
 - Explore a thousand expertly curated music channels in close to 100 genres by combining filters in activity, mood, theme, era and genre categories. Vibes channels offer specialty content carefully selected to suit all tastes, occasions, and local trends. **Content may not be suitable for all audiences.**
- Fully licensed
- No third-party ads or interruptions
- Skip up to 6 songs per channel.

FAQ

Can I play my web player from a phone or tablet?



Can I play the web player on my phone or from a tablet?

The website webplayer.business.stingray.com is not accessible from mobile devices. However, your web player credentials will work on the Stingray Music Mobile App if you choose the 32\$ pricing plan. The mobile app has the same great music lineup as the web player and can be used in a commercial setting, the same way you would the web player.

To get the stingray music mobile app, client needs to download it from the google play Store or the App Store.

** Remember, in the 32\$ price plan, the web player can only be played on two devices at once. If you are using your mobile app, that counts for one license, leaving only one available for use.

FAQ

Quick Facts



Data usage for one day's worth of songs?

Approx. 600 MB/8 hours of play time

Sound Quality ?

160 kb/s AAC

Will the music play in Mono or in Stereo

Stereo

FAQ

Contact Us



Contact Us

Contact your account executive or businesssales@stingray.com for any question related to your web player subscription.